



The Yale Padlock Range

Yale takes care of your possessions,
you take care of the rest.



With 182 years of manufacturing expertise, an exclusive Yale design, and rigorously tested, the Yale Padlock range has been built with you mind.

Contents

MAXIMUM PROTECTION

Hardened Steel Padlocks	4-5
Protector Weatherproof Padlock	6-7
Protector Laminated Padlock	8-9
Brass Shutter Padlock with Chrome Finish	10-11

HIGH PROTECTION

Brass Padlocks with Chrome Finish	12-13
Brass Shutter Padlocks	14-15
Brass Closed Shackle Padlocks	16-17
Laminated Steel Padlocks	18-19
Weatherproof Padlocks	20-21

STANDARD PROTECTION

Brass Padlocks	22-25
Brass combination padlocks	26-27
Aluminium Combination Padlocks	28-29
Brass Combination Padlock Chrome Plated	30-31
Aluminium Padlocks	32-33

RELATED PRODUCTS

Hasps & Anchors	36-37
Yale Bike locks	38-39
Tsa approved padlocks	40-41
Yale novelty padlocks	42-43



Which belongings do you want to secure?



Lockers



Toolbox



Rucksack



Gates



Ladders



Shutter doors



Sheds



Trailers

Waving goodbye to the sunny weather

You take care of the tidying up.

Yale takes care of your garden furniture.

Hardened Steel Padlocks

Perfect for any high value items you need to keep safe and secure outdoors. Our padlocks come in three different sizes, with a Boron shackle to prevent cutting and double ball locking for maximum protection, so you can be certain your items are secure.

Suitable for



Outdoors



Boats



Trailers

Features

- Open and closed Boron shackle to prevent cutting for maximum protection.
- Double ball locking for added protection.
- Tested to EN12320:2012, to simulate extreme forms of attack which includes drilling and sawing of the body and cutting, pulling, twisting of the shackle.
- Tested up to 240 hours for corrosion resistance to ensure protection against extreme weather conditions.
- Tested to 10,000 cycles (opening and closing) for optimum performance.
- Key stays inside when the padlock is open.



Description	Hardened Steel Padlock 48mm	Hardened Steel Padlock 62mm	Hardened Steel Padlock Closed Shackle 62mm
Part no.	Y90SB/45/129/1	Y300B/63/127/1	Y300CB/63/127/1
Body material	Hardened steel	Hardened steel	Hardened steel
Shackle material	Boron	Boron	Boron
Shackle clearance (HxWmm)	19 x 22	27 x 32	27 x 21
Weight with keys (grams)	375g	575g	625g
Dimensions (mm)	Body W: 48 Body H: 56 Body D: 19 Shackle Ø: 9	Body W: 62 Body H: 59 Body D: 20 Shackle Ø: 11	Body W: 62 Body H: 94 Body D: 20 Shackle Ø: 11
Corrosion resistance	240 hours	240 hours	240 hours
CEN rating	4	4	4
Keys	3	3	3

Embracing a rainy day

You take care of enjoying a day underwater.
Yale takes care of protecting your belongings.



Protector Weatherproof Padlock

Even in the worst weather you can be assured your possessions are safe with our maximum protection weatherproof padlocks. Available in two sizes, both featuring a boron shackle and protective cover on the body and key hole for additional weatherproof protection.

Suitable for



Outdoors



Sheds



Gates

Features

- Boron shackle to prevent cutting for maximum protection.
- Protective cover on the body plus key hole cover for additional weatherproof protection.
- Double locking stainless steel ball for added protection.
- Tested to EN12320:2012 to simulate extreme forms of attack which includes cutting, pulling and twisting of the shackle.
- Tested up to 120 hours for corrosion resistance to ensure protection against extreme weather conditions.
- Tested to 10,000 cycles (opening and closing) for optimum performance.



Description	Protector Weatherproof Padlock 45mm	Protector Weatherproof Padlock 55mm
Part no.	Y227B/45/122/1	Y227B/55/126/1
Body material	Laminated steel	Laminated steel
Shackle material	Boron	Boron
Shackle clearance (HxWmm)	25 x 20	28 x 22
Weight with keys (grams)	265g	425g
Dimensions (mm)	Body W: 47 Body H: 47 Body D: 28 Shackle Ø: 6	Body W: 56 Body H: 49 Body D: 33 Shackle Ø: 10
Corrosion resistance	120 hours	120 hours
CEN rating	2	3
Keys	3	3

Enjoying the outdoors

You take care of the garden.

Yale takes care of your security.



Protector Laminated Padlock

Ideal for the outdoors, this padlock comes in two different sizes with a boron shackle, hard-wearing laminate construction and anti-corrosive internal components. Safety assured all year round.

Suitable for



Outdoors



Sheds



Gates

Features

- Boron shackle to prevent cutting for maximum protection.
- Hard-wearing laminate construction with anti corrosive internal components, ideal for outdoor use.
- Double locking stainless steel ball for added protection.
- Tested to EN12320:2012 to simulate extreme forms of attack which includes cutting, pulling and twisting of the shackle.
- Tested up to 120 hours for corrosion resistance to ensure protection against extreme weather conditions.
- Tested to 10,000 cycles (opening and closing) for optimum performance.



Description	Protector Laminated Padlock 45mm	Protector Laminated Padlock 55mm
Part no.	Y127B/45/125/1	Y127B/55/129/1
Body material	Laminated steel	Laminated steel
Shackle material	Boron	Boron
Shackle clearance (HxWmm)	28 x 20	30 x 22
Weight with keys (grams)	275g	425g
Dimensions (mm)	Body W: 47 Body H: 44 Body D: 28 Shackle Ø: 6	Body W: 56 Body H: 47 Body D: 33 Shackle Ø: 10
Corrosion resistance	120 hours	120 hours
CEN rating	2	3
Keys	3	3

Getting your tools organised

You take care of storing the tools.

Yale takes care of protecting them.

Brass Shutter Padlock with Chrome Finish

Maximum protection and maximum flexibility. This padlock features a bigger shackle clearance to allow for the securing of more difficult items. Available in two sizes with a hardened steel shackle. Trust us to protect what really matters.

Suitable for



Outdoors




Sheds



Shutter doors

Features

- Hardened shackle to prevent cutting.
- Bigger shackle clearance to allow broader locking application.
- Tested to EN12320:2012 to simulate extreme forms of attack which includes cutting, pulling and twisting of the shackle.
- Tested up to 96 hours for corrosion resistance to ensure protection against extreme weather conditions.
- Tested to 10,000 cycles (opening and closing) for optimum performance.



Description	Brass Shutter Padlock with Chrome Finish 60mm	Brass Shutter Padlock with Chrome Finish 70mm
Part no.	Y124B/60/110/1	Y124B/70/115/1
Body material	Brass	Brass
Shackle material	Hardened steel	Hardened steel
Shackle clearance (HxWmm)	10 x 17	15.5 x 20
Weight with keys (grams)	325g	525g
Dimensions (mm)	Body W: 60 Body H: 46 Body D: 18 Shackle Ø: 10	Body W: 70 Body H: 56 Body D: 20 Shackle Ø: 12
Corrosion resistance	240 hours	240 hours
CEN rating	3	3
Keys	3	3

Keeping your business secure

You take care of opening hours.

Yale takes care of closing time.



Yale

Stainless Steel Discus Padlock

Suitable for your boat, trailer, shutter, gate or any other high value items you need to keep safe and secure outdoors. Our padlock comes with Hardened Steel Shackle to prevent cutting and a keyhole cover to protect the lock.

Suitable for



Outdoors



Boats



Trailers

Features

- Stainless Steel construction
- Hardened steel shackle prevents cutting.
- Tested to EN12320, simulating forms of attack such as cutting, pulling and twisting of shackle.
- Durable lock tested to 10,000 cycles (opening & closing) for optimum performance.
- Tested up to 240 hours for maximum corrosion resistance and 96 hours for high for corrosion resistance to ensure protection against weather conditions.



Description	Stainless Steel Discus Padlock with Protective Cover 70mm	Stainless Steel Discus Padlock 60mm	Stainless Steel Discus Padlock 70mm
Yale protection rate	Maximum	High	High
Part no.	Y130B/70/116/1 Y130B/70/116/2	YE130/60/114/1 YE130/60/114/2	YE130/70/165/1 YE130/70/165/2
Body material	Stainless Steel	Stainless Steel	Stainless Steel
Shackle material	Steel	Steel	Steel
Shackle clearance (HxWmm)	18 x 21	14 x 20	18 x 23
Weight with keys (grams)	266g	200g	250g
Dimensions (mm)	Body W: 70 Body H: 70 Body D: 20 Shackle Ø: 9.5	Body W: 60 Body H: 60 Body D: 25 Shackle Ø: 8	Body W: 70 Body H: 70 Body D: 27.5 Shackle Ø: 9.5
Corrosion resistance	240 hours	96 hours	96 hours
CEN rating	3	2	3
Keys	3	3	3

Getting your garden ready

You take care of your lawn.

Yale takes care of your shed.

Brass Padlocks with Chrome Finish

A high protection padlock great for outdoor items, from garden sheds to gates. Available in five sizes and various shackle lengths to help you secure your more oddly-shaped items.

Suitable for



Outdoors



Sheds



Gates

Features

- Boron shackle to prevent cutting.
- Double locking for added protection
- Tested to EN12320:2012 for different forms of attack such as cutting, twisting and pulling of the shackle.
- Tested up to 240 hours for corrosion resistance to ensure protection against weather conditions.
- Tested to 10,000 cycles (opening and closing) for optimum performance.
- Available in standard and long shackle lengths for various applications.
- Available in standard key and dimple key versions.
- Multipacks available in 50mm Brass with Chrome Finish Padlock with keyed alike for convenience.



Description	Brass Padlocks with Chrome Finish 40mm	Brass Padlocks with Chrome Finish 50mm	Brass Padlocks with Chrome Finish 50mm (long shackle)	Brass Padlocks with Chrome Finish 60mm	Brass Padlocks with Chrome Finish 70mm
Part no.	Y120B/40/125/1 Y120DB/40/125/1	Y120B/50/127/1 Y120B/50/127/2 Y120B/50/127/4 Y120DB/50/127/1 Y120DB/50/127/2	Y120B/50/163/1	Y120B/60/135/1 Y120DB/60/135/1 Y120DB/60/135/2	Y120B/70/141/1 Y120DB/70/141/1
Body material	Brass	Brass	Brass	Brass	Brass
Shackle material	Boron	Boron	Boron	Boron	Boron
Shackle clearance (HxWmm)	25 x 22	28 x 27	62 x 27	37 x 34	42 x 39
Weight with keys (grams)	150g	325g	375g	450g	625g
Dimensions (mm)	Body W: 40 Body H: 39 Body D: 14 Shackle Ø: 6	Body W: 50 Body H: 47 Body D: 17 Shackle Ø: 7	Body W: 50 Body H: 47 Body D: 17 Shackle Ø: 7	Body W: 60 Body H: 53 Body D: 18 Shackle Ø: 9	Body W: 70 Body H: 54 Body D: 20 Shackle Ø: 11
Corrosion resistance	240 hours	240 hours	240 hours	240 hours	240 hours
CEN rating	2	2	2	3	3
Keys	3	3	3	3	3

Adding convenience to your everyday

You take care of simplifying your key access management.

Yale takes care of meeting your requirements.

Brass Euro Cylinder Padlock with Satin Chrome Finish

The Yale Brass Eurocylinder Padlock with Satin Chrome Finish has been built with you in mind. Suitable for a garden shed, gate, or any other outdoor high value items you want to keep safe and secure. The padlock is supplied without a cylinder lock, so you can install any brand half euro cylinder in it. Ideal for keyed alike requirements.

Suitable for



Outdoors



Sheds



Gates

Features

- Brass construction.
- Boron shackle to prevent cutting.
- Padlock supplied without cylinder lock, takes any brand 10/30 (din) half euro cylinder.
- Tested to EN12320, simulating forms of attack such as cutting, pulling and twisting of shackle.
- Durable lock tested to 10,000 cycles (opening & closing) for optimum performance.
- Tested up to 240 hours for corrosion resistance to ensure protection against weather conditions.
- Ideal for keyed alike requirements.





Description	Brass Euro Cylinder Padlock with Satin Chrome Finish
Part no.	Y128B/50/132/1/B
Body material	Brass
Shackle material	Boron
Shackle clearance (HxWmm)	38 x 28
Weight with keys (grams)	525g
Dimensions (mm)	Body W: 52 Body H: 60 Body D: 30 Shackle Ø: 8.74
Corrosion resistance	240 hours
CEN rating	3
Keys	Supplied without cylinder

Inviting the family round

You take care of the cooking.

Yale takes care of the BBQ.

Brass Shutter Padlocks

Come summertime the long forgotten BBQ is wheeled out once again. But with these padlocks, available in five different sizes, with a hardened steel shackle and large clearance area, you can rest assured we take care of your BBQ all year round, not just through the fair summer weather.

Suitable for



Outdoors



Sheds



Shutter doors

Features

- Hardened steel shackle to prevent cutting.
- Bigger shackle clearance to allow broader locking application.
- Tested to EN12320:2012 for forms of attack such as cutting, twisting and pulling of the shackle.
- Tested up to 96 hours for corrosion resistance to ensure protection against weather conditions.
- Tested to 10,000 cycles (opening and closing) for optimum performance.



Description	Brass Shutter Padlock 50mm	Brass Shutter Padlock 60mm	Brass Shutter Padlock 70mm	Brass Shutter Padlock 80mm	Brass Shutter Padlock 90mm
Part no.	Y114B/50/111/1	Y114B/60/114/1	Y114B/70/113/1	Y114B/80/118/1	Y114B/90/127/1
Body material	Brass	Brass	Brass	Brass	Brass
Shackle material	Hardened steel	Hardened steel	Hardened steel	Hardened steel	Hardened steel
Shackle clearance (HxWmm)	12 x 20	15 x 26	13 x 32	19 x 36	27 x 41
Weight with keys (grams)	295g	345g	500g	715g	900g
Dimensions (mm)	Body W: 50 Body H: 48 Body D: 17 Shackle Ø: 8	Body W: 60 Body H: 54 Body D: 18 Shackle Ø: 9	Body W: 70 Body H: 59 Body D: 20 Shackle Ø: 10	Body W: 80 Body H: 69 Body D: 22 Shackle Ø: 13	Body W: 90 Body H: 76 Body D: 24 Shackle Ø: 13
Corrosion resistance	96 hours	96 hours	96 hours	96 hours	96 hours
CEN rating	2	2	3	3	3
Keys	3	3	3	3	3

Enjoying your favourite pastime

You take care of your weekend.

Yale takes care of your belongings.

Brass Closed Shackle Padlocks

Featuring a heavy-duty cover and a closed shackle – making cutting through almost impossible, these high protection padlocks are excellent for protecting your more valuable possessions. Available in three different sizes.

Suitable for



Outdoors



Sheds



Gates

Features

- Heavy-duty cover for protection against corrosion.
- Boron closed shackle to prevent cutting.
- Double locking brass latch for added protection.
- Tested to EN12320:2012 for different forms of attack such as cutting, pulling and twisting of the shackle.
- Tested up to 96 hours for corrosion resistance to ensure protection against weather conditions.
- Tested to 10,000 cycles (opening and closing) for optimum performance.



Description	Brass Closed Shackle Padlock 40mm	Brass Closed Shackle Padlock 50mm	Brass Closed Shackle Padlock with Chrome Finish
Part no.	Y121B/40/125/1	Y121B/50/132/1	Y122B/50/123/1
Body material	Brass	Brass	Brass
Shackle material	Boron	Boron	Boron
Shackle clearance (HxWmm)	20.4 x 20.8	20.3 x 24	26 x 19
Weight with keys (grams)	200g	360g	335g
Dimensions (mm)	Body W: 46 Body H: 70 Body D: 20 Shackle Ø: 7	Body W: 57 Body H: 82.2 Body D: 24 Shackle Ø: 9.5	Body W: 50 Body H: 70 Body D: 17 Shackle Ø: 8
Corrosion resistance	96 hours	96 hours	240 hours
CEN rating	2	2	2
Keys	3	3	3

Clearing the leaves from the drive

You take care of your driveway.

Yale takes care of your leaf blower.

Laminated Steel Padlocks

With a hard-wearing laminate coating and anti-corrosive internal parts these padlocks are perfect for use outdoors. Available in four different sizes and various shackle lengths you can secure whatever you need, whatever the weather.

Suitable for



Outdoors



Sheds



Gates

Features

- Hard-wearing laminate construction with anti corrosive internal components, ideal for outdoor use.
- 40mm and above padlocks have stainless steel ball locking for added protection.
- Hardened steel shackles to prevent cutting.
- Tested to EN12320:2012 for different forms of attack such as cutting, twisting and pulling of the shackle.
- Tested up to 120 hours for corrosion resistance to ensure protection against weather conditions.
- Tested to 10,000 cycles (opening and closing) for optimum performance.
- Available in standard and long shackle lengths for various applications.
- Multipacks available in 40mm Laminated Padlock with keyed alike for convenience.



Description	Laminated Steel Padlock 30mm	Laminated Steel Padlock 40mm	Laminated Steel Padlock 40mm (long shackle)	Laminated Steel Padlock 50mm	Laminated Steel Padlock 60mm
Part no.	Y115B/30/117/1	Y125B/40/122/1 Y125B/40/122/3	Y125B/40/163/1	Y125B/50/129/1	Y125B/60/133/1
Body material	Laminated steel	Laminated steel	Laminated steel	Laminated steel	Laminated steel
Shackle material	Hardened steel	Hardened steel	Hardened steel	Hardened steel	Hardened steel
Shackle clearance (HxWmm)	19 x 14	28 x 20	63 x 20	30 x 22	33 x 28
Weight with keys (grams)	100g	225g	275g	375g	650g
Dimensions (mm)	Body W: 34 Body H: 29 Body D: 21 Shackle Ø: 5	Body W: 47 Body H: 40 Body D: 29 Shackle Ø: 6	Body W: 47 Body H: 40 Body D: 29 Shackle Ø: 6	Body W: 56 Body H: 44 Body D: 32 Shackle Ø: 9.5	Body W: 66 Body H: 50 Body D: 36 Shackle Ø: 11
Corrosion resistance	120 hours	120 hours	120 hours	120 hours	120 hours
CEN rating	-	2	2	3	3
Keys	3	3	3	3	3

Potting plants in the rain

You take care of the composting.
Yale takes care of the garden tools.



Weatherproof Padlocks

The rain doesn't stop you, and it certainly doesn't stop our weatherproof padlocks. Available in four different sizes and featuring a hardened steel shackle, these padlocks are protected all over, including the key hole. So you can enjoy the great outdoors with complete peace of mind.

Suitable for



Outdoors



Sheds



Gates

Features

- Hardened steel shackles to prevent cutting.
- Protective cover on the body and shackle plus key hole cover for additional weatherproof protection.
- Double ball locking for added protection.
- Tested to EN12320:2012 for different forms of attack such as cutting, pulling and twisting of the shackle.
- Tested up to 120 hours for corrosion resistance to ensure protection against weather conditions.
- Tested to 10,000 cycles (opening and closing) for optimum performance.
- Multipacks available in 51mm Weatherproof Padlock with keyed alike for convenience.



Description	Weatherproof Padlock 35mm (keyed alike)	Weatherproof Padlock 51mm	Weatherproof Padlock Closed Shackle 51mm	Weatherproof Padlock 61mm	Weatherproof Padlock 71mm
Part no.	Y222B/35/122/3	Y220B/51/118/1 Y220B/51/118/3	Y221B/52/125/1	Y220B/61/123/1	Y220B/71/130/1
Body material	Laminated steel	Laminated steel	Laminated steel	Laminated steel	Laminated steel
Shackle material	Hardened steel	Hardened steel	Hardened steel	Hardened steel	Hardened steel
Shackle clearance (HxWmm)	24 x 12	24 x 18	22 x 18	27 x 21	29 x 26
Weight with keys (grams)	335g	300g	515g	455g	700g
Dimensions (mm)	Body W: 40 Body H: 37.8 Body D: 26 Shackle Ø: 5	Body W: 53 Body H: 50 Body D: 35 Shackle Ø: 9	Body W: 53 Body H: 82 Body D: 35 Shackle Ø: 9	Body W: 62 Body H: 55 Body D: 38 Shackle Ø: 12	Body W: 72 Body H: 60 Body D: 43 Shackle Ø: 13
Corrosion resistance	96 hours	120 hours	120 hours	120 hours	120 hours
CEN rating	3	2	2	2	3
Keys	3	3	3	3	3

Getting the best out of personal projects

You take care of your passions.

Yale takes care of protecting them.

Hammer Brass Padlocks

Our Hammer Brass Padlock with a hardened steel shackle and double locking for added security, has been built with you in mind. This padlock is suitable for ladders, shutter gates or any other outdoor high value items you want to keep safe and secure.

Suitable for



Outdoors



Sheds



Shutter doors

Features

- Brass construction.
- Hardened steel shackle prevents cutting.
- Tested to EN12320, simulating forms of attack such as cutting, pulling and twisting of shackle.
- Durable lock tested to 10,000 cycles (opening & closing) for optimum performance.
- Tested up to 96 hours for corrosion resistance to ensure protection against weather conditions.

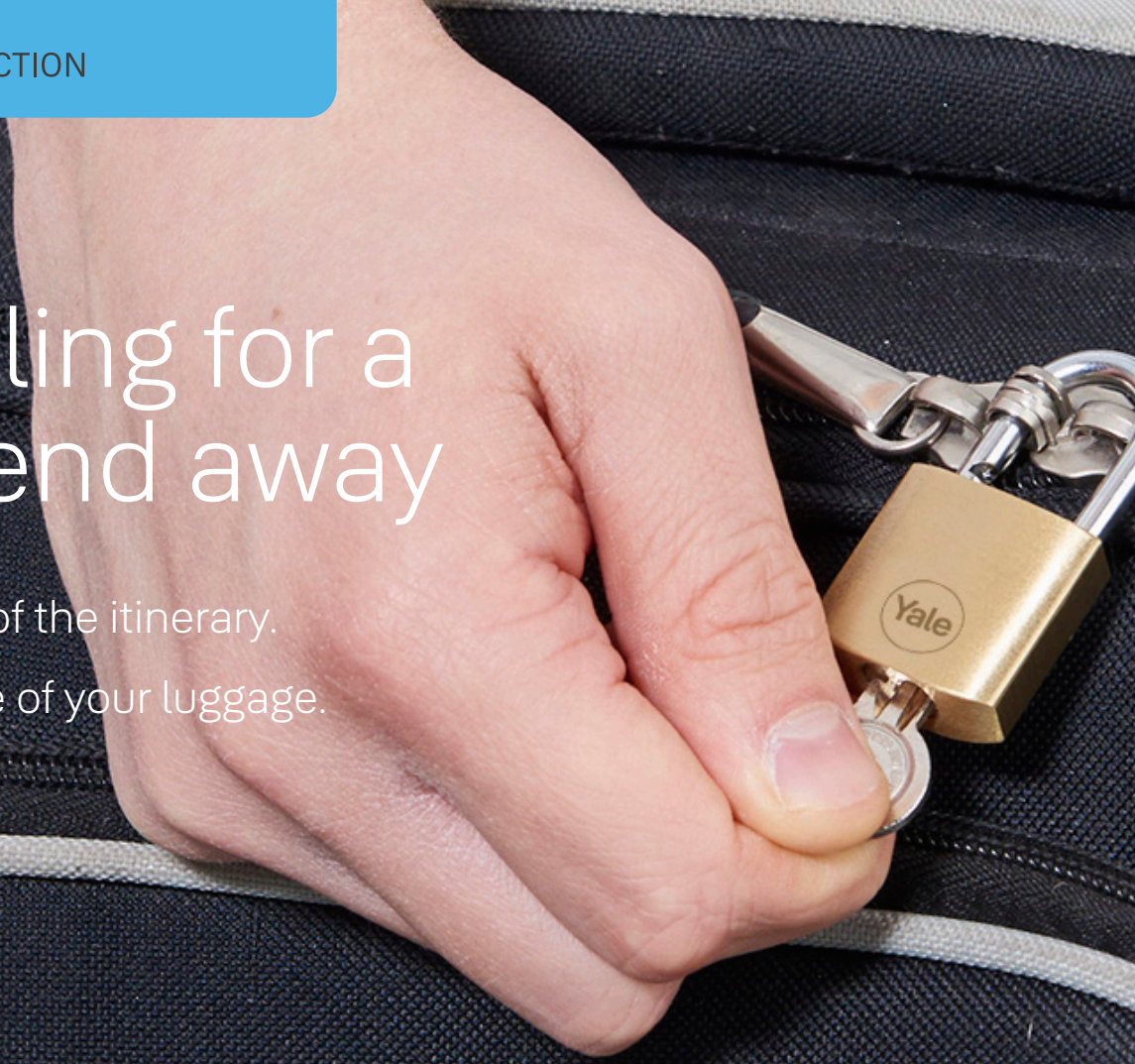


Description	Hammer Brass Padlock
Part no.	Y2B/80/138/1
Body material	Brass
Shackle material	Steel
Shackle clearance (HxWmm)	38 x 38
Weight with keys (grams)	750g
Dimensions (mm)	Body W: 80 Body H: 39.8 Body D: 28 Shackle Ø: 14
Corrosion resistance	96 hours
CEN rating	2
Keys	3

Travelling for a weekend away

You take care of the itinerary.

Yale takes care of your luggage.



Brass Padlocks

These padlocks come in a huge range of sizes and shackle lengths, giving you the flexibility to secure whatever you need. 30mm padlocks and above have double locking and hardened steel shackles for added protection.

Suitable for



Indoors



Lockers



Toolbox



Rucksack

Features

- 30mm and above padlocks tested to EN12320:2012, stimulating forms of attack such as cutting, pulling and twisting of the shackle.
- 30mm and above padlocks have double locking for added protection.
- 30mm and above padlocks have hardened steel shackle to prevent cutting.
- Tested up to 96 hours for corrosion resistance to ensure protection against different weather conditions.
- Sizes 30mm and above padlocks tested to 10,000 cycles (opening and closing) for optimum performance.
- Available in standard and long shackle lengths for various applications.
- Multipacks available in 15mm/ 20mm/ 25mm/ 30mm/ 35mm & 40mm Brass Padlock with keyed alike for convenience.



Description	Brass Padlock 15mm	Brass Padlock 20mm	Brass Padlock 25mm	Brass Padlock 30mm	Brass Padlock 35mm
Part no.	Y110JB/15/111/4	Y110B/20/111/1 Y110B/20/111/2 Y110B/20/111/4 Y110B/20/122/1	Y110B/25/113/1 Y110B/25/113/2 Y110B/25/125/1	Y110B/30/115/1 Y110B/30/115/2 Y110B/30/132/1 Y110B/30/147/1 Y110B/30/147/2	Y110B/35/120/1
Locking points	Single locking	Single locking	Single locking	Double locking	Double locking
Body material	Brass	Brass	Brass	Brass	Brass
Shackle material	Steel	Steel	Steel	Hardened steel	Hardened steel
Shackle clearance (HxWmm)	14.5 x 8.2	11 x 11	13 x 14	17 x 15	20.5 x 19
Weight with keys (grams)	75g	45g	65g	90g	115g
Dimensions (mm)	Body W: 20 Body H: 19 Body D: 13.3 Shackle Ø: 2.8	Body W: 22 Body H: 22 Body D: 10 Shackle Ø: 3.3	Body W: 25 Body H: 26 Body D: 11 Shackle Ø: 4.2	Body W: 30 Body H: 28.3 Body D: 13 Shackle Ø: 5	Body W: 35 Body H: 31 Body D: 14 Shackle Ø: 5.5
Corrosion resistance	48 hours	48 hours	48 hours	96 hours	96 hours
Keys	3	3	3	3	3

Fixing up the house

You take care of the DIY.
Yale takes care of the tools.

Brass Padlocks

The larger padlocks in our brass padlocks range feature hardened steel shackles that have been tested against numerous forms of attack. They are also corrosion resistant for up to 96 hours making them the better choice for your more valuable items.

Suitable for



Indoors



Lockers




Toolbox



Rucksack

Features

- Hardened steel shackle to prevent cutting.
- Double locking for added protection.
- Tested to EN12320:2012, stimulating forms of attack such as cutting, pulling and twisting of the shackle.
- Tested up to 96 hours for corrosion resistance to ensure protection against different weather conditions.
- Tested to 10,000 cycles (opening and closing) for optimum performance.
- Available in standard and long shackle lengths for various applications.
- Adjustable shackle option also available



Description	Brass Padlock 40mm	Brass Padlock 50mm	Brass Padlock 50mm with Adjustable Shackle	Brass Padlock 50mm with Stainless Steel Shackle	Brass Padlock 60mm	Brass Padlock 70mm
Part no.	Y110B/40/122/1 Y110B/40/122/2 Y110B/40/122/4 Y110B/40/122/6 Y110B/40/140/1 Y110B/40/152/1	Y110B/50/126/1 Y110B/50/166/1	Y110B/50/155/1	Y110B/50/126SS/1	Y110B/60/132/1 Y110B/60/163/1	Y110B/70/137/1
Body material	Brass	Brass	Brass	Brass	Brass	Brass
Shackle material	Hardened steel	Hardened steel	Hardened steel	Stainless Steel	Hardened steel	Hardened steel
Shackle clearance (HxWmm)	22 x 22 40 x 22 53 x 22	29.5 x 27.5 58 x 27.5	58 - 148x27.5	29.5 x 27.5	31 x 32 63 x 32	41 x 37
Weight with keys (grams)	275g	300g	375g	300g	425g	610g
Dimensions (mm)	Body W: 40 Body H: 34.8 Body D: 14 Shackle Ø: 6.3	Body W: 50 Body H: 40.7 Body D: 17 Shackle Ø: 8	Body W: 50 Body H: 42.2 Body D: 17 Shackle Ø: 8	Body W: 50 Body H: 40.7 Body D: 17 Shackle Ø: 8	Body W: 60 Body H: 47.1 Body D: 18 Shackle Ø: 10	Body W: 70 Body H: 54.1 Body D: 20 Shackle Ø: 11
Corrosion resistance	96 hours	96 hours	96 hours	96 hours	96 hours	96 hours
CEN rating	1	2	2	2	2	2
Keys	3	3	3	3	3	3

Starting the school day

You take care of your grades.
Yale takes care of your locker.

Brass Combination Padlocks

A padlock for everyday use, ideal for a locker, toolbox or rucksack. These padlocks come in three sizes and feature an easy-to-use combination dial.

Features

- Easy dial lock setting with over 1,000 combinations to choose from.
- Tested up to 48 hours for corrosion resistance to ensure protection against weather conditions.
- Standard protection single locking.

Suitable for



Indoors



Lockers



Toolbox



Rucksack



Description	Brass Combination Padlock 22mm	Brass Combination Padlock 30mm	Brass Combination Padlock 40mm
Part no.	Y150B/22/120/1 Y150B/22/120/2	Y150B/30/125/1	Y150B/40/130/1
Body material	Brass	Brass	Brass
Shackle material	Steel	Steel	Steel
Shackle clearance (HxWmm)	22 x 9	27 x 14	29 x 20
Weight with keys (grams)	50g	150g	240g
Dimensions (mm)	Body W: 23 Body H: 33 Body D: 10 Shackle Ø: 3	Body W: 32 Body H: 43 Body D: 13 Shackle Ø: 5	Body W: 40 Body H: 50 Body D: 14 Shackle Ø: 6
Corrosion resistance	48 hours	48 hours	48 hours
Dials	3	3	4

Helping them to be their best

You take care of their school bag.

Yale takes care of keeping it secure.

Aluminium Combination Padlocks

Personalise and protect with these combination padlocks. Featuring steel shackles and an easy-to-use combination dial. Available in three sizes and four different colours, you can be sure to find the right one for you.

Features

- Easy dial lock setting with over 1,000 combinations to choose from.
- Standard protection single locking.
- Tested up to 48 hours for corrosion resistance to ensure protection against weather conditions.
- Colours available in black, silver, gold or red
- Available in single and double packs

Suitable for



Indoors



Lockers



Toolbox



Rucksack



Description	Aluminium Combination Padlock 20mm	Aluminium Combination Padlock 28mm	Aluminium Combination Padlock 38mm
Part no.	Black: YE3CB/20/121/1/BK YE3CB/20/121/2/BK Gold: YE3CB/20/121/1/GO YE3CB/20/121/2/GO Red: YE3CB/20/121/1/CO YE3CB/20/121/2/CO Silver: YE3CB/20/121/1/S YE3CB/20/121/2/S Blue: YE3CB/20/121/1/BL	Black: YE3CB/28/126/1/BK YE3CB/28/126/2/BK Gold: YE3CB/28/126/1/GO YE3CB/28/126/2/GO Red: YE3CB/28/126/1/CO YE3CB/28/126/2/CO Silver: YE3CB/28/126/1/S YE3CB/28/126/2/S Blue: YE3B/32/116/1/BL	Black: YE3CB/38/131/1/BK Gold: YE3CB/38/131/1/CO Red: YE3CB/38/131/1/GO Silver: YE3CB/38/131/1/S Blue: YE3B/38/119/1/BL
Body material	Aluminium	Aluminium	Aluminium
Shackle material	Steel	Steel	Steel
Shackle clearance (HxWmm)	21 x 9	28 x 12	31 x 19
Weight (grams)	15g	55g	90g
Dimensions (mm)	Body W: 21 Body H: 33 Body D: 10 Shackle Ø: 3	Body W: 29 Body H: 44 Body D: 13 Shackle Ø: 5	Body W: 38 Body H: 53 Body D: 13 Shackle Ø: 6
Corrosion resistance	48 hours	48 hours	48 hours
Dials	3	3	4

Hitting your fitness goals

You take care of your personal bests.

Yale takes care of your gym kit.

Brass Combination Padlock Chrome Plated

These padlocks come in three sizes and feature an easy-to-use combination dial. So you can focus on your fitness safe in the knowledge that your possessions are protected.

Features

- Easy dial lock setting with over 1,000 combinations to choose from.
- Tested up to 96 hours for corrosion resistance to ensure protection against weather conditions.
- Standard protection single locking.

Suitable for



Indoors



Lockers



Toolbox



Rucksack



Description	Brass Combination Padlock Chrome Plated 22mm	Brass Combination Padlock Chrome Plated 30mm	Brass Combination Padlock Chrome Plated 40mm
Part no.	Y151B/22/120/1	Y151B/30/125/1	Y151B/40/130/1
Body material	Brass	Brass	Brass
Shackle material	Steel	Steel	Steel
Shackle clearance (HxWmm)	22 x 9	27 x 14	29 x 20
Weight with keys (grams)	50g	150g	240g
Dimensions (mm)	Body W: 23 Body H: 33 Body D: 10 Shackle Ø: 3	Body W: 32 Body H: 43 Body D: 13 Shackle Ø: 5	Body W: 40 Body H: 50 Body D: 14 Shackle Ø: 6
Corrosion resistance	96 hours	96 hours	96 hours
Dials	3	3	4

Spending time with your loved ones

You take care of playing with them.
Yale takes care of their protection.



Aluminium Padlocks

Are they pretty in pink? Or tempted by teal? Pick your favourite padlock, this range comes in five sizes and five different colours. Featuring double locking and hardened steel shackles for 30mm and above.

Suitable for



Indoors



Lockers



Toolbox



Rucksack

Features

- Hardened steel shackles for 32mm and above padlocks to prevent cutting.
- 32mm and above padlocks have double locking for added protection.
- 32mm and above padlocks tested to 10,000 cycles (opening and closing) for optimum performance.
- 32mm and above padlocks tested to EN12320:2012, stimulating forms of attack such as cutting, pulling and twisting of the shackle.
- Tested up to 48 hours for corrosion resistance to ensure protection against weather conditions.
- Colours available in black, grey, teal or pink.
- Multipacks available in 38mm Aluminium Padlock with keyed alike for convenience.



Description	Aluminium Padlock 25mm	Aluminium Padlock 32mm	Aluminium Padlock 38mm	Aluminium Padlock 38mm Long Shackle	Aluminium Padlock 50mm	Aluminium Padlock 60mm
Part no.	Black: YE3B/25/112/1/BK Grey: YE3B/25/112/1/GR Teal: YE3B/25/112/1/P Pink: YE3B/25/112/1/TE Blue: YE3B/25/112/1/BL Mixed: YE3B/25/112/1	Black: YE3B/32/116/1/BK Grey: YE3B/32/116/1/GR Pink: YE3B/32/116/1/P Teal: YE3B/32/116/1/TE Blue: YE3B/32/116/1/BL Mixed: YE3B/32/116/1	Black: YE3B/38/119/1/BK YE3B/38/119/2/BK Grey: YE3B/38/119/1/GR Pink: YE3B/38/119/1/P Teal: YE3B/38/119/1/TE Blue: YE3B/38/119/1/BL Mixed: YE3B/38/119/1	Black: YE3B/38/156/1/BK Grey: YE3B/38/156/1/GR Pink: YE3B/38/156/1/P Teal: YE3B/38/156/1/TE Blue: YE3B/38/156/1/BL	Black: YE3B/50/126/1/BK Grey: YE3B/50/126/1/GR Pink: YE3B/50/126/1/P Teal: YE3B/50/126/1/TE	Grey: YE3B/60/132/1/GR Teal: YE3B/60/132/1/TE
Body material	Aluminium	Aluminium	Aluminium	Aluminium	Aluminium	Aluminium
Shackle material	Steel	Hardened Steel	Hardened Steel	Hardened Steel	Hardened Steel	Hardened Steel
Shackle clearance (HxWmm)	15 x 13	16 x 17	21 x 20	56 x 20	26 x 26	32.5 x 32.5
Weight with keys (grams)	40g	70g	90g	110g	120g	258g
Dimensions (mm)	Body W: 29 Body H: 25 Body D: 15 Shackle Ø: 4	Body W: 36 Body H: 31 Body D: 17 Shackle Ø: 5	Body W: 42 Body H: 35 Body D: 18 Shackle Ø: 6	Body W: 42 Body H: 35 Body D: 18 Shackle Ø: 6	Body W: 54 Body H: 43 Body D: 21 Shackle Ø: 8	Body W: 67 Body H: 52 Body D: 21 Shackle Ø: 10.5
Corrosion resistance	48 hours	48 hours	48 hours	48 hours	48 hours	48 hours
CEN rating	-	1	1	1	1	1
Keys	3	3	3	3	3	3

Finding time for yourself

You take care of your wellness.
Yale takes care of your yoga kit.



Iron Padlocks

Our hard-wearing iron padlocks are available in silver and black and come in 4 different sizes to secure everything from your gym locker, your DIY tools in your toolbox to any belongings you want to keep safe indoors in your garage or shed.

Suitable for



Indoors



Lockers



Toolbox



Ladders

Features

- Iron construction.
- Hardened shackle to prevent cutting.
- Double locking for added protection.
- Durable lock tested to 10,000 cycles (opening & closing) for optimum performance.
- Tested to EN12320, simulating forms of attack such as cutting, pulling and twisting of shackle.
- Tested up to 96 hours for corrosion resistance to ensure protection against weather conditions.
- Colours available in black & silver painted.



Description	Iron Padlock 32mm	Iron Padlock 38mm	Iron Padlock 50mm	Iron Padlock 60mm
Part no.	Black: Y111B/32/116/1 Silver: Y111S/32/116/1	Y111B/38/121/1 Y111S/38/121/1	Y111B/50/125/1 Y111S/50/125/1	Y111B/60/132/1 Y111S/60/132/1
Body material	Iron	Iron	Iron	Iron
Shackle material	Hardened Steel	Hardened Steel	Hardened Steel	Hardened Steel
Shackle clearance (HxWmm)	15.8 x 16.7	21.3 x 19.7	25 x 25	32.3 x 32.5
Weight with keys (grams)	83.5g	128.1g	248.9g	441.4g
Dimensions (mm)	Body W: 32 Body H: 30 Body D: 13.5 Shackle Ø: 5.3	Body W: 38 Body H: 34 Body D: 15 Shackle Ø: 6.3	Body W: 50 Body H: 41 Body D: 18 Shackle Ø: 9	Body W: 63 Body H: 50 Body D: 21 Shackle Ø: 10
Corrosion resistance	96 hours	96 hours	96 hours	96 hours
CEN rating	1	1	1	3
Keys	3	3	3	3

Relaxing time at home

You take care of your relaxing time at home.
Yale takes care of making it possible.

Iron Disc Padlocks

Available in different sizes and standard and long shackle, our Disc Iron Padlock is suitable for a garden shed, gates, shutter doors or any other outdoor high value items you want to keep safe and secure.

Suitable for



Outdoors



Sheds



Gates

Features

- Iron construction
- Disc type locking mechanism makes it harder to pick.
- Tested to EN12320, simulating forms of attack such as cutting, pulling and twisting of shackle.
- Durable lock tested to 10,000 cycles (opening & closing) for optimum performance.
- Tested up to 240 hours for corrosion resistance to ensure protection against weather conditions.
- Key retaining - key stays in the lock when it is opened and can only be removed when the padlock is locked.



Description	Iron Disc Padlock 30mm	Iron Disc Padlock Long Shackle 30mm	Iron Disc Padlock 40mm	Iron Disc Padlock Long Shackle 40mm	Iron Disc Padlock 50mm	Iron Disc Padlock Long Shackle 50mm	Iron Disc Padlock 60mm	Iron Disc Padlock 70mm
Part no.	Y112/30/121/1	Y112/30/137/1	Y112/40/124/1	Y112/40/138/1	Y112/50/128/1	Y112/50/165/1	Y112/60/132/1	Y112/70/137/1
Body material	Iron	Iron	Iron	Iron	Iron	Iron	Iron	Iron
Shackle material	Hardened Steel	Hardened Steel	Hardened Steel	Hardened Steel	Hardened Steel	Hardened Steel	Hardened Steel	Hardened Steel
Shackle clearance (HxWmm)	21 x 15	37 x 15	24.8 x 20	38 x 20	28.5 x 25	65.6 x 25	32 x 30	37 x 35
Weight with keys (grams)	90.4g	97.8g	128.1g	134.4g	203.9g	228g	204g	576g
Dimensions (mm)	Body W: 30 Body H: 26 Body D: 15 Shackle Ø: 4.9	Body W: 30 Body H: 26 Body D: 15 Shackle Ø: 4.9	Body W: 40 Body H: 33 Body D: 21 Shackle Ø: 7	Body W: 40 Body H: 33 Body D: 21 Shackle Ø: 7	Body W: 50 Body H: 39 Body D: 23 Shackle Ø: 9	Body W: 50 Body H: 39 Body D: 23 Shackle Ø: 9	Body W: 63 Body H: 50 Body D: 21 Shackle Ø: 10	Body W: 70 Body H: 51 Body D: 27 Shackle Ø: 13
Corrosion resistance	240 hours	240 hours	240 hours	240 hours	240 hours	240 hours	240 hours	96 hours
CEN rating	1	1	2	2	2	2	2	2
Keys	3	3	3	3	3	3	3	3

Embarking on your dream project

You take care of getting the job done right.

Yale takes care of keeping your home workshop safe and secure.

Iron Shutter Padlocks

Our hard-wearing Iron Shutter Padlocks are suitable for a garden shed, gate, shutters or any other outdoor high value items you want to keep safe and secure. With a bigger shackle clearance to allow broader locking to secure more odd shaped items, the Shutter Iron Padlock is available in 2 different sizes.

Suitable for



Outdoors



Sheds



Shutter doors

Features

- Iron construction
- Hardened steel shackle prevents cutting.
- Tested to EN12320, simulating forms of attack such as cutting, pulling and twisting of shackle.
- Durable lock tested to 10,000 cycles (opening & closing) for optimum performance.
- Tested up to 96 hours for corrosion resistance to ensure protection against weather conditions.
- Key retaining - key stays in the lock when it is opened and can only be removed when the padlock is locked.



Description	Iron Shutter Padlock 75mm	Iron Shutter Padlock 90mm
Part no.	Y113BL/75/114/1	Y113BL/90/119/1
Body material	Iron	Iron
Shackle material	Hardened Steel	Hardened Steel
Shackle clearance (HxWmm)	14.6 x 11.8	37 x 15
Weight with keys (grams)	433.5 g	585.5g
Dimensions (mm)	Body W: 75 Body H: 55 Body D: 20 Shackle Ø: 11.8	Body W: 90 Body H: 60 Body D: 20 Shackle Ø: 11.58
Corrosion resistance	96 hours	96 hours
CEN rating	1	1
Keys	3	3

Improving your home this weekend

You take care of putting together new furniture.

Yale takes care of your tools.





Clearing out the shed

You take care of the tidying.

Yale takes care of your equipment.

Hasps & Anchor

Perfect for any high value items you need to keep safe and secure outdoors. Our range of hasps and anchors have been tested to ensure protection against corrosion and weather. Combine our padlocks with a suitable hasp for further protection. Let us take care of the things you care about.

Suitable for



Outdoors



Sheds



Gates

Features

- Tested to a minimum of 96 hours for corrosion resistance to ensure protection against weather conditions.
- Y105B/90/BK suitable for Y110B Brass padlocks.
- Y135B/120/BK suitable for Y120 Brass padlocks.
- Y155B/160/BK suitable for Y125 Laminated steel padlock, Y220 Weatherproof padlocks and Y90S Hardened steel padlock.
- Y730B/60/23/1 suitable for Y120 Brass padlock, Y125 Laminated steel padlock and Y220 Weatherproof padlock.
- Y116B/115/BC - padlock not required as it has it's own lock.
- Concealed fixings for extra protection.



Description	90mm Steel Hasp	120mm Steel Hasp	160mm Hardened Steel Hasp	Locking Hasp	60mm Steel Anchor	Steel Hasp & 40mm Brass Padlock	160mm Hardened Steel Hasp & 51mm Weatherproof Padlock
Part no.	Y105B/90/BK	Y135B/120/BK	Y155B/160/BK	Y116B/115/BC	Y730B/60/23/1	Y110B/40/123/1/ HSP	Y220B/51/118/HSP
Body material	Steel	Steel	Steel	Steel	Steel	Steel	Steel
Dimensions (mm)	Hasp W: 37 Hasp H: 90 Staple W: 32 Staple H: 31 Staple clearance: 12.6	Hasp W: 45.8 Hasp H: 120 Staple W: 38 Staple H: 42 Staple clearance: 13	Hasp W: 45.2 Hasp H: 156.8 Staple W: 44 Staple H: 42 Staple clearance: 13	Hasp W: 41.4 Hasp H: 114	Anchor Ø: 54.5 Anchor base Ø: 60 Anchor case Ø: 58 Staple clearance: 15.2	Hasp W: 37 Hasp H: 90 Staple W: 32 Staple H: 31 Staple clearance: 12.6	Hasp W: 45.2 Hasp H: 156.8 Staple W: 44 Staple H: 42 Staple clearance: 13
Corrosion resistance	96 hours	96 hours	96 hours	96 hours	96 hours	96 hours	96 hours
Suitable for	Y110B Brass padlocks	Y120 Brass padlocks	Y125 Laminated steel padlocks Y220 Weatherproof padlocks Y90S Hardened steel padlocks	Padlock not required, comes with own lock	Y120 Brass padlocks Y125 Laminated steel padlocks Y220 Weatherproof padlocks	-	-

Taking the bike out for a spin

You take care of the route.

Yale takes care of your bike.

Bike Locks

Our huge range of bike locks come with different levels of security depending on what you require. Whether you are an inner-city commuter or a casual weekend cyclist, we have the right bike lock for you.

Suitable for



Secures bicycles



Secures scooters



Secures trailers



Secures barbecues



Secures outdoor furniture



Secures strollers

Features

- Constructed with a patented (US 7,665,333 B2) four point locking mechanism for increased resistance to pulling, jacking, prying and twisting.
- Pick, pull and bump resistant mechanism leaves bump keys useless.
- Cylinders encased with ultra hardened steel shackles.
- Coated to protect your bicycle or powersport vehicle from scratches.
- Keyway seals to shield internal parts from the elements.
- Universal mounting brackets.
- Product guarantees from 2 years to lifetime across the range.
- Ratings by the respected Sold Secure ratings system.



Description	Maximum Security U-lock	Maximum Security U-lock with cable	Maximum Security Chain Lock 1100mm	Maximum Security Chain Lock 1800mm	Maximum Security Chain 1100mm	Maximum Security Chain 1800mm	High Security U-Lock	High Security U-Lock with Cable	Standard Security Combination U-Lock	Standard Combination Cable Lock	Standard Security Cable 1200mm	Standard Security Cable 2200mm
Part no.	YUL3/14/230/1	YUL3C/14/230/1	YCL3/10/110/1	YCL3/10/180/1	YCL3/10/110/1CH	YCL3/10/180/1CH	YUL2/13/230/1	YUL2C/13/230/1	YUL2/13/230/1	YCC1/10/185/1	YC1/10/120/1	YC1/10/220/1
Protection level	Maximum 10/10	Maximum 10/10	Maximum 10/10	Maximum 10/10	Maximum 10/10	Maximum 10/10	High 8/10	High 8/10	Standard 6/10	Standard 5/10	n/a	n/a
Guarantee	Maximum Lifetime	Maximum Lifetime	Maximum Lifetime	Maximum Lifetime	Maximum Lifetime	Maximum Lifetime	5 years	5 years	2 years	2 years	2 years	2 years
Sold Secure rating	Diamond	Diamond	Gold	Gold	Gold	Gold	Gold	Gold	n/a	n/a	n/a	n/a
Dimensions (mm)	H: 230mm W: 115mm D: 14mm	H: 230mm W: 115mm D: 14mm CL: 1200mm D: 10mm	CL: 1100mm D: 10mm	CL: 1800mm D: 10mm	CL: 1100mm D: 10mm	CL: 1800mm D: 10mm	H: 230mm W: 115mm D: 13mm	H: 230mm W: 115mm D: 13mm CL: 1200mm D: 10mm	H: 230mm W: 115mm D: 13mm	CL: 1800mm D: 10mm	CL: 1200mm D: 10mm	CL: 2200mm D: 10mm
Bike Bracket for storage	✓	✓	-	-	-	-	✓	✓	✓	-	-	-
Weight	1.46kg	1.74kg	3.04kg	4.63kg	2.34kg	3.94kg	1.2kg	1.48kg	1.2kg	0.4kg	0.3kg	0.474kg
Number of keys	4 laser cut keys including 1 with a micro-light	4 laser cut keys including 1 with a micro-light	4 laser cut keys including 1 with a micro-light	4 laser cut keys including 1 with a micro-light	n/a	n/a	4 laser cut keys including 1 with a micro-light	4 laser cut keys including 1 with a micro-light	n/a	n/a	n/a	n/a

Going on an adventure

You take care of the destination.

Yale takes care of your bags.



Travel Sentry® Approved Padlocks

TSA is the Transport Security Administration of the USA. The accepted padlocks enable security personnel to examine the contents of your luggage without forcing your lock or damaging your bag. All Yale TSA Locks incorporate Travel Sentry® Approved technology for maximum peace of mind when you are on the move.

Suitable for



Rucksack



Luggage

Features

- Approved in 650 airports and over 35 countries.
- Easy dial lock setting with over 1,000 combinations to choose from.
- Standard protection single locking.
- Colours available in grey, yellow or red.
- Easy resettable combination lock



Description	Travel Sentry® Approved Padlock with inspection indicator	Travel Sentry® Approved Padlock with wire shackle	Travel Sentry® Approved Luggage Padlock with wire shackle and ID tag	Travel Sentry® Approved Padlock with clip-on shackle	Travel Sentry® Approved Padlock with clip-on shackle
Part no.	YTP1/32/119/1	YTP3/32/350/1	YT11/30/350/1	YTP5/31/223/1	Grey: YTP2/26/216/1G Red: YTP2/26/216/1R Yellow: YTP2/26/216/1Y Mix: YTP2/26/216/1
Shackle type	Standard Single Locking	Soft Long Cable Shackle	Soft Long Cable Shackle	Clip-on Shackle	Clip-on Shackle
Shackle clearance (HxWmm)	17 x 12	53.9 x 19.5	53.9 x 19.5	40 x 16	16.5 x 22.5
Weight with keys (grams)	60g	66g	201g	39g	40g
Dimensions (mm)	Body W: 31 Body H: 37 Body D: 15 Shackle Ø: 3	Body W: 32 Body H: 38 Body D: 16.2 Shackle Ø: 2.4	Body W: 30 Body H: 54 Body D: 16.2 Shackle Ø: 2	Body W: 31.5 Body H: 39 Body D: 12.85 Shackle Ø: 3	Body W: 26 Body H: 69 Body D: 15 Shackle Ø: 3.5
Inspector indicator	✓	-	-	-	-
ID-tag	-	-	✓	-	-



Travel Padlocks

Yale travel locks are perfect for protecting your luggage on all your adventures. They are easily identifiable and practical. You can use them to secure luggage, sports bags or your computer case.

Features

- Zinc alloy construction.
- Easy 3-dial lock setting with over 1,000 combinations to choose from.
- Single locking.
- Standard protection single locking.

Suitable for



Rucksack



Luggage



Description	Luggage Combination Padlock	Luggage Combination Padlock	Gem Padlock	Groove Padlock	Pocket Lock-it ID tag	Football Combination Padlock
Part no.	Grey: YP1/28/121/1G Red: YP1/28/121/1R Yellow: YP1/28/121/1Y Mix: YP1/28/121/1	Grey: YP2/23/128/1G Red: YP2/23/128/1R Yellow: YP2/23/128/1Y Mix: YP2/23/128/2	Burgundy: YP3/31/123/1B Black: YP3/31/123/1K	Green: YP4/41/350/1G Purple: YP4/41/350/1P	YP1/23/350/1	Y-FOOTBALL
Shackle type	Standard Single Locking	Standard Single Locking	Push button shackle	Soft Long Cable Shackle	Soft Long Cable Shackle	Standard Single Locking
Shackle clearance (HxWmm)	16 x 11.4	22 x 9	19.9 x 16	48 x 30	35 x 25	15.1 x 17.3
Weight with keys (grams)	50g	50g	40g	40g	40g	46g
Dimensions (mm)	Body W: 28.2 Body H: 34 Body D: 11.2 Shackle Ø: 4	Body W: 23 Body H: 34 Body D: 12 Shackle Ø: 3	Body W: 33 Body H: 45.6 Body D: 16 Shackle Ø: 3.5	Body W: 40.5 Body H: 40.9 Body D: 11.65 Shackle Ø: 3.5	Body W: 23 Body H: 57.5 Body D: 15.35 Shackle Ø: 3.5	Body W: 38 Body H: 53 Body D: 13 Shackle Ø: 6
ID-tag	-	-	-	-	✓	-



At 182 years strong, Yale is a leading security brand that protects the people, places and things we love most. We secure millions of homes and businesses worldwide with our innovative mechanical locks, alarms, safes and smart locks for front doors, interior doors, and cabinets, package deliveries and more. Yale is part of the ASSA ABLOY Group, the global leader in access solutions.

For more information, visit www.yalehome.com.



Trusted every day

www.yalehome.com



Part of ASSA ABLOY